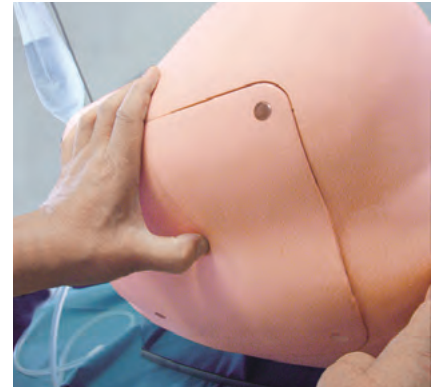
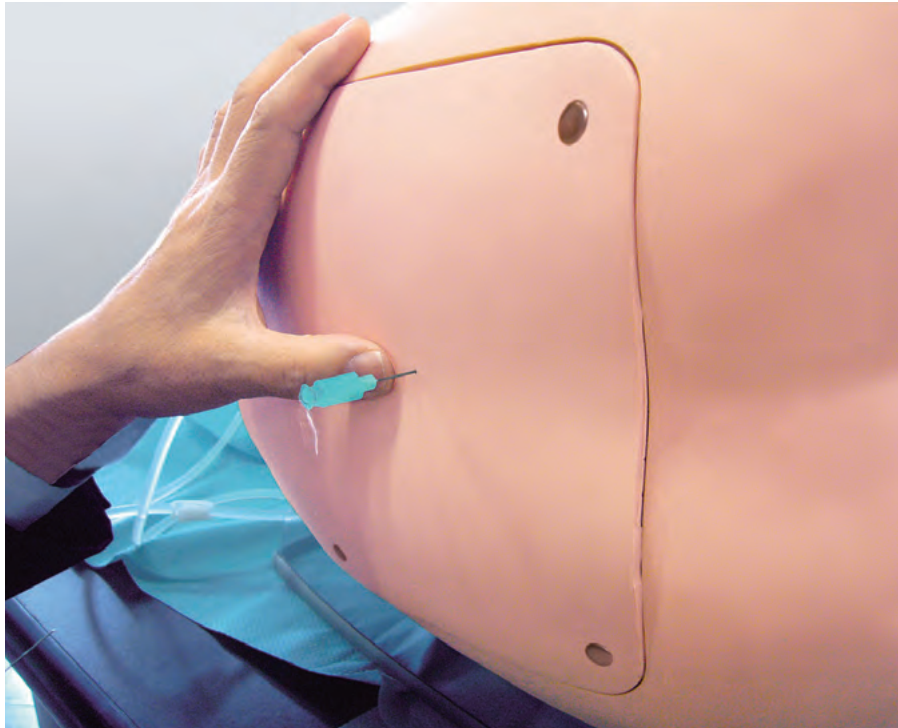


Lumbar Puncture Simulator II

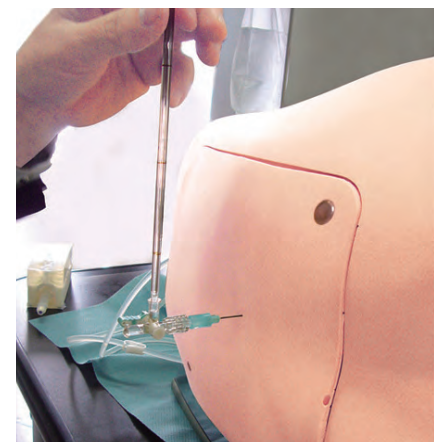
The Lumbar Puncture Simulator has been designed by medical education experts to enhance formal LP procedural skills training and assessment. It allows students and medical professionals to practice frequently and achieve high levels of procedural competence without placing any patients at risk of harm.



Palpation of Landmarks



Lumbar Puncture and CSF collection



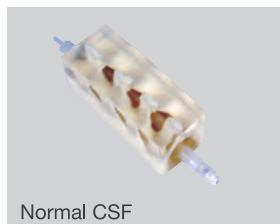
CSF Pressure Measurement

Production supervision:

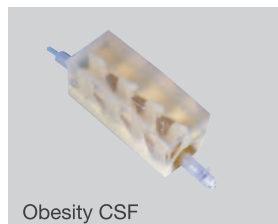
Takahiro Amano, M.D.
Professor and Director, Center for Postgraduate Medical Education Inetrnational University of Health and Welfare Guest Professor, Keio University School of Medicine

M43B model closely simulates the lumbar anatomy including the landmarks.
Provides life-like sensation of both skin and tissue resistance to the spinal needle.
Allows students to measure CSF fluid pressure, collect CSF fluid and epidural anesthesia procedures under clinically realistic conditions.
Five types of puncture blocks enhance training with different levels of challenges.


LP block



Normal CSF



Obesity CSF



Senior CSF



Senior Obesity CSF

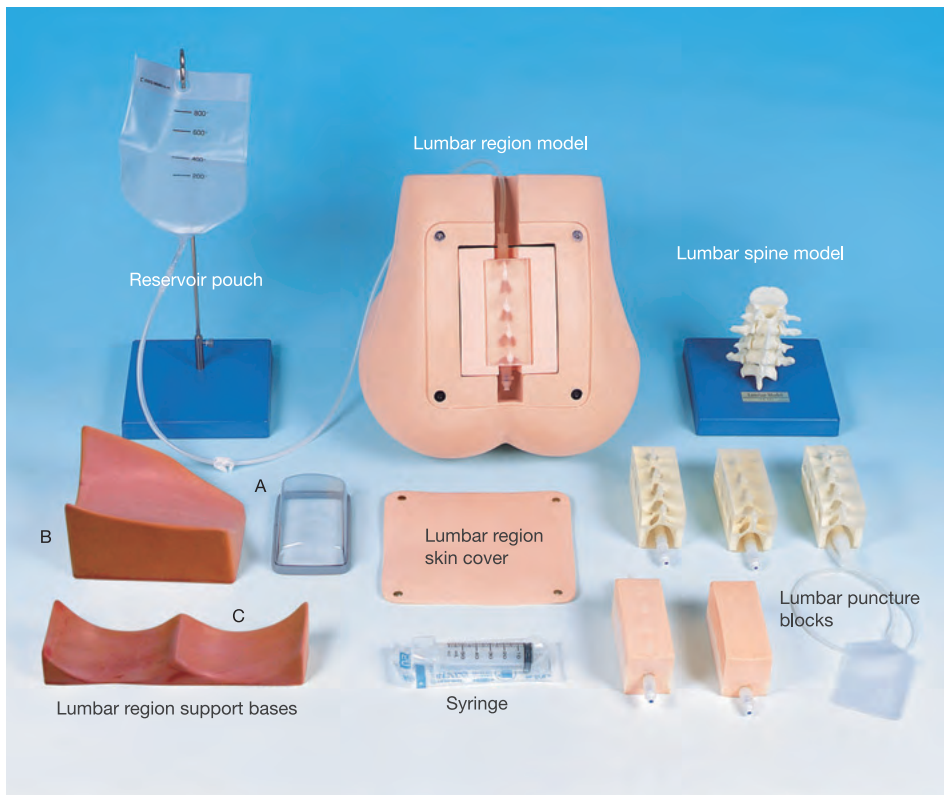
Epidural block



Epidural block with excellent needle-tip feeling.
Loss-of-pressure technique with water or air can also be simulated.

KYOTO KAGAKU

15 Kitanechoya-cho, Fushimi-ku,
Kyoto, 612-8388, JAPAN
Tel: +81-75-605-2510
Fax: +81-75-605-2519
www.kyotokagaku.com
rw-kyoto@kyotokagaku.co.jp



Lumbar region support bases for either individual or group practice



A Team Teaching



B Lateral Position



C Sitting Position

A separate anatomical model of the lumbar spine to facilitate anatomical understanding.

Transparent puncture blocks for direct observation of both the anatomy and the spinal needle path.

Three lumbar region support stands for either individual or team practice.

A thorough guidebook to the relevant anatomy, physiology, indications and performance of the lumbar puncture.

Included also is a guide to CSF fluid analysis and LP risk management.



The simulator reproduces the feel of a real lumbar puncture.



Lumbar spine model for facilitating anatomical understanding.

Lumbar Puncture Simulator II M43B

Set includes:

- 1 lumbar region model
- 6 lumbar puncture blocks
 - 2 normal CSF, 1 obesity CSF, 1 senior CSF,
 - 1 senior obesity CSF, 1 epidural
- 1 lumbar region skin cover
- 3 lumbar region support bases:
 - sitting position, lateral position, team teaching
- 1 lumbar spine model
- 1 reservoir pouch, tube, support base and syringe
- 1 guidebook

manikin size: 37 x 34 x 23 H cm

packing size: 71 x 30 x 51 H cm, 14 kg

Consumables and optional parts:

- 11348-090 LP block (normal CSF), 1 pc
- 11348-110 LP block (obesity CSF), 1 pc
- 11348-120 LP block (senior CSF), 1 pc
- 11348-130 LP block (senior obesity CSF), 1 pc
- 11348-140 epidural block, 1 pc
- 11348-150 lumbar region skin cover, 1 pc

Specifications are subject to change.

KYOTO KAGAKU

15 Kitanechoya-cho, Fushimi-ku,
Kyoto, 612-8388, JAPAN
Tel: +81-75-605-2510
Fax: +81-75-605-2519
www.kyotokagaku.com
rw-kyoto@kyotokagaku.co.jp