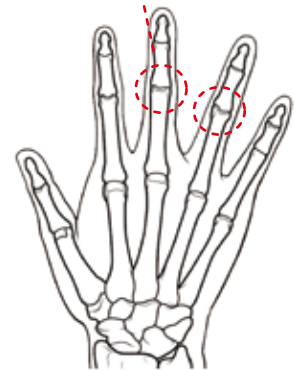
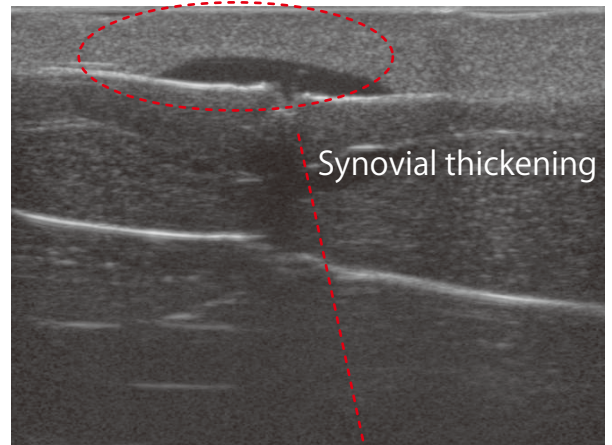


NEW
RELEASE

Rheumatoid Finger Phantom

US-17





Ultrasound examination is a key skill for early diagnosis on rheumatoid arthritis.

- For skills training in ultrasound examination on rheumatoid arthritis
- Synovial thickening and increased synovial fluid are simulated on middle and ring finger.

Specifications

Set Includes:	Size:
1 right hand phantom	phantom size: 17 x 5 x 21 cm
1 storage case	phantom weight: 0.6 kg

 **KYOTO KAGAKU co.,LTD**

<http://www.kyotokagaku.com>
E-mail: rw-kyoto@kyotokagaku.co.jp
Find us on:  and 

Kyotokagaku Head Office and Factories:
15 Kitanechoya-cho, Fushimi-ku, Kyoto,
612-8388, JAPAN
Tel: +81-75-605-2510 Fax: +81-75-605-2519